


Super Simple Guide to Breeding Freshwater Fishes



Super Simple Guide to Breeding Freshwater Fishes (Super Simple Guide To...) by Laura Muha

★★★★☆ 4.3 out of 5

Language : English
File size : 1685 KB
Text-to-Speech : Enabled
Screen Reader : Supported
Enhanced typesetting : Enabled
Print length : 152 pages



Breeding freshwater fishes can be a rewarding experience, and it's not as difficult as you might think. In this guide, we'll walk you through the basics of breeding freshwater fishes, from selecting the right fish to caring for the fry.

Selecting the Right Fish

Not all freshwater fishes can be bred in captivity. Some species are simply too difficult to breed, while others may not be compatible with each other. If you're new to fish breeding, it's best to start with a species that is known to be easy to breed. Some good beginner fish include:

- Guppies
- Platies
- Swordtails

- Tetras
- Danios

Setting Up a Breeding Tank

Once you've selected the fish you want to breed, you'll need to set up a breeding tank. The breeding tank should be large enough to accommodate the adult fish and their fry. It should also have a filter and heater to maintain the water quality and temperature.

If you're breeding fish that require special water conditions, such as soft water or acidic water, you'll need to make sure the breeding tank is set up to meet those requirements.

Breeding the Fish

Once the breeding tank is set up, you can introduce the adult fish. The male and female fish will usually start to court each other, and the female will eventually lay her eggs. The eggs will typically hatch within a few days, and the fry will be free-swimming within a few weeks.

Caring for the Fry

The fry are very delicate, so it's important to provide them with the proper care. The fry should be fed a diet of small live foods, such as brine shrimp or daphnia. The water in the fry tank should be kept clean and free of debris.

As the fry grow, you'll need to gradually increase the size of their food. You can also start to introduce them to prepared foods, such as flake food or pellets.


Breeding freshwater fishes can be a fun and rewarding experience. By following the tips in this guide, you can increase your chances of success.


Additional Tips

- Do your research before you start breeding fish. Make sure you understand the specific needs of the fish you're breeding.
- Be patient. Breeding fish takes time and effort. Don't get discouraged if you don't succeed the first time.
- Don't overcrowd the breeding tank. Too many fish in a small space can lead to stress and disease.
- Keep the water quality high. The fry are very delicate and sensitive to water quality.
- Feed the fry regularly. The fry need to eat small amounts of food throughout the day.
- Protect the fry from predators. The fry are vulnerable to being eaten by other fish, so make sure the breeding tank is covered.

Image Alt Attributes







Super Simple Guide to Breeding Freshwater Fishes (Super Simple Guide To...) by Laura Muha

★★★★☆ 4.3 out of 5

Language : English
File size : 1685 KB
Text-to-Speech : Enabled
Screen Reader : Supported
Enhanced typesetting : Enabled
Print length : 152 pages

FREE

DOWNLOAD E-BOOK





Later Political Writings: A Window into the Evolution of Political Thought

Political thought, like the ever-changing tapestry of human history, has undergone a continuous process of evolution, with each era contributing its...



The Essential Guide to Family School Partnerships: Building a Strong Foundation for Student Success

: The Importance of Family School Partnerships Family school partnerships are essential for student success. When schools and families work...