


Over 30 Magnificent Baskets To Make And Enjoy

Basket making is an ancient craft that has been practiced for centuries around the world. Baskets are not only beautiful works of art, but they are also incredibly functional and versatile. They can be used for storage, organization, decoration, and even as planters.



The Basket Book: Over 30 Magnificent Baskets to Make and Enjoy by Lyn Siler

★★★★☆ 4.6 out of 5

Language : English
File size : 12478 KB
Text-to-Speech : Enabled
Enhanced typesetting : Enabled
Print length : 395 pages
Lending : Enabled
Screen Reader : Supported
Item Weight : 6.3 ounces



In this article, we will explore over 30 magnificent basket designs that you can make and enjoy. We will provide step-by-step instructions, inspiring ideas, and stunning images for each design.

Types of Baskets

There are many different types of baskets, each with its own unique look and function. Some of the most common types of baskets include:

- **Woven baskets:** Woven baskets are made by weaving together natural fibers, such as reeds, willow, or bamboo. They are typically strong and durable, making them ideal for storage and organization.
- **Coiled baskets:** Coiled baskets are made by coiling a long fiber around itself to create a spiral shape. They are typically more flexible and pliable than woven baskets, making them ideal for baskets that need to be folded or rolled up.
- **Twined baskets:** Twined baskets are made by twisting together two or more fibers to create a strong and durable fabric. They are often used for baskets that need to be watertight, such as baskets for fishing or gathering berries.
- **Plaited baskets:** Plaited baskets are made by plaiting together three or more fibers to create a flat or three-dimensional shape. They are often used for decorative baskets, such as baskets for holding flowers or fruit.

Materials for Basket Making

The materials you will need for basket making will depend on the type of basket you are making. However, some of the most common materials include:

- **Natural fibers:** Natural fibers, such as reeds, willow, bamboo, and raffia, are the most common materials used for basket making. They are strong, durable, and flexible, making them ideal for creating a wide variety of baskets.
- **Synthetic fibers:** Synthetic fibers, such as plastic and nylon, can also be used for basket making. They are often less expensive than natural

fibers, and they are more resistant to water and mildew.

- **Wire:** Wire can be used to add strength and support to baskets. It can also be used to create decorative accents.
- **Fabric:** Fabric can be used to line baskets or to create decorative accents.

Basket Making Techniques

There are many different basket making techniques, each with its own unique look and feel. Some of the most common basket making techniques include:

- **Weaving:** Weaving is a technique that involves interlacing fibers together to create a strong and durable fabric.
- **Coiling:** Coiling is a technique that involves coiling a long fiber around itself to create a spiral shape.
- **Twining:** Twining is a technique that involves twisting together two or more fibers to create a strong and durable fabric.
- **Plaiting:** Plaiting is a technique that involves plaiting together three or more fibers to create a flat or three-dimensional shape.

Basket Designs

There are countless different basket designs to choose from. Some of the most popular basket designs include:

- **Round baskets:** Round baskets are a classic shape that is perfect for storage and organization. They can be made in a variety of sizes, from

small baskets for holding keys or jewelry to large baskets for holding blankets or toys.

- **Square baskets:** Square baskets are another popular shape that is perfect for storage and organization. They are often used for baskets that need to be stacked or stored on shelves.
- **Rectangular baskets:** Rectangular baskets are a versatile shape that can be used for a variety of purposes. They are often used for baskets that need to be able to hold a lot of items, such as baskets for holding produce or laundry.
- **Oval baskets:** Oval baskets are a beautiful and elegant shape that is perfect for decorative purposes. They are often used for baskets that hold flowers or fruit.
- **Hexagonal baskets:** Hexagonal baskets are a unique and eye-catching shape that is perfect for baskets that need to be able to stand upright on their own. They are often used for baskets that hold candles or plants.

Basket Making Instructions

If you are interested in learning how to make your own baskets, there are many resources available to help you get started. There are books, DVDs, and online tutorials that can teach you the basics of basket making. You can also find basket making classes at many craft stores and community centers.

Basket Making Ideas


If you are looking for some inspiration for your own basket making projects, there are many beautiful and creative baskets that you can make. Here are

a few ideas to get you started:

- Make a round basket to hold your keys, jewelry, or other small items.
- Make a square basket to hold your produce, laundry, or other items that need to be organized.
- Make a rectangular basket to hold your blankets, toys, or other items that need to be able to hold a lot of items.
- Make an oval basket to hold your flowers or fruit.
- Make a hexagonal basket to hold your candles or plants.

Once you have learned the basics of basket making, you can use your creativity to make any type of basket you can imagine. With a little practice, you can create beautiful and functional baskets that you will cherish for years to come.

Basket making is a beautiful and rewarding craft that can be enjoyed by people of all ages. Whether you are a beginner or an experienced basket maker, there are many different resources available to help you learn and grow. With a little practice, you can create beautiful and functional baskets that you will cherish for years to come.




The Basket Book: Over 30 Magnificent Baskets to Make and Enjoy by Lyn Siler

★★★★☆ 4.6 out of 5

Language : English
File size : 12478 KB
Text-to-Speech : Enabled
Enhanced typesetting: Enabled
Print length : 395 pages
Lending : Enabled

Screen Reader : Supported
Item Weight : 6.3 ounces



Later Political Writings: A Window into the Evolution of Political Thought

Political thought, like the ever-changing tapestry of human history, has undergone a continuous process of evolution, with each era contributing its...



The Essential Guide to Family School Partnerships: Building a Strong Foundation for Student Success

: The Importance of Family School Partnerships Family school partnerships are essential for student success. When schools and families work...