


Easy Guitar: Dive into Riffs and Solos with Effortless Techniques

Embarking on a musical journey with the guitar can be an exhilarating experience, but the path to mastering the instrument can often feel daunting. Navigating through complex chords and scales can be challenging, especially for beginners seeking a more approachable approach to guitar playing. This comprehensive guide aims to simplify the process by introducing aspiring guitarists to the world of riffs and solos, unlocking a gateway to captivating musical expressions.

Chapter 1: The Fundamentals of Riffs

1.1 Understanding the Essence of a Riff

A riff forms the cornerstone of many iconic guitar-driven songs, providing a catchy and memorable musical hook. It consists of a short, repeated pattern of notes that establishes a solid foundation for a song's main melody or rhythm. Riffs often serve as a musical backbone, driving the energy and atmosphere of a piece.



Pink Floyd Songbook: Easy Guitar with Riffs and Solos

by Pink Floyd

★★★★☆ 4.6 out of 5

Language : English

File size : 27442 KB

Text-to-Speech : Enabled

Enhanced typesetting : Enabled

Print length : 64 pages

Screen Reader : Supported



1.2 Crafting Effective Riffs

Creating impactful riffs requires a combination of creativity and technical proficiency. Begin by experimenting with different note combinations on the guitar fretboard. Choose notes that complement each other, creating a harmonious or dissonant effect depending on your desired sound. Consider the length and repetition of your riff, ensuring it is both captivating and memorable.

1.3 Essential Techniques for Riffs

Mastering a few key techniques can significantly enhance your riff-playing abilities. Palm muting, a technique that involves muting the strings with your picking hand, adds a percussive and rhythmic element to your riffs. Bending techniques, such as hammer-ons and pull-offs, allow you to create smooth transitions and expressive melodic lines.

Chapter 2: Unlocking the Secrets of Solos

2.1 Unleashing Your Inner Virtuoso

Guitar solos provide an opportunity to showcase your technical skills and musical creativity. A well-crafted solo can elevate a song, adding a layer of emotional intensity and personal expression. Whether you aspire to emulate iconic guitarists or forge your own unique style, understanding the art of soloing is a crucial aspect of guitar mastery.

2.2 Essential Scales for Solos

Scales form the building blocks of guitar solos, providing a structured framework for melodic exploration. The pentatonic scale, a five-note scale, is a popular choice among guitarists due to its versatility and ease of use. Other commonly used scales include the major scale, minor scale, and blues scale, each offering distinct tonal characteristics.

2.3 Técnicas para solos

Mastering techniques such as legato, vibrato, and alternate picking will add sophistication and fluidity to your solos. Legato involves playing notes smoothly without interrupting the sound, creating a seamless melodic flow. Vibrato, a technique that involves rapidly oscillating the picking hand, adds a shimmering and expressive quality to notes. Alternate picking, a method of picking strings in a consistent down-up motion, enhances speed and accuracy.

Chapter 3: Putting It All Together

3.1 Combining Riffs and Solos in Songs

Now that you have mastered the fundamentals of riffs and solos, it's time to integrate them into actual songs. Start by creating a simple chord progression. Experiment with different riffs that complement the chords, providing a rhythmic backbone for your song. Once you have a solid riff foundation, incorporate a solo section that showcases your melodic ideas and technical skills.

3.2 Practice and Patience: The Keys to Success

Guitar mastery is not achieved overnight. Regular practice is essential for developing muscle memory, improving coordination, and refining your technique. Focus on accuracy and consistency in your playing, gradually

increasing your speed and complexity as you progress. Remember, patience is a virtue. Don't get discouraged by setbacks; instead, use them as opportunities to learn and improve.

Chapter 4: Resources for Aspiring Guitarists

4.1 Books for Riffs and Solos

* "Guitar Riffs for Dummies" by Troy Stetina * "The Ultimate Guide to Guitar Solos" by Steve Vai * "Modern Riffs and Solos for the Electric Guitar" by Phil Keaggy


4.2 Online Courses and Tutorials

* Fender Play: <https://www.fender.com/play> * GuitarTricks: <https://www.guitartricks.com> * Justin Guitar: <https://www.justinguitar.com>

4.3 Inspiration from the Greats

Study the riffs and solos of legendary guitarists for inspiration and technical insights. Listen to the works of Jimi Hendrix, Jimmy Page, Eric Clapton, and Eddie Van Halen, among others. Analyze their techniques, note choices, and melodic approaches to expand your own musical vocabulary.

Embracing the world of riffs and solos opens up a vast and rewarding musical landscape for guitarists. By understanding the fundamentals of riffs, mastering essential techniques, and integrating them into songs, aspiring guitarists can unlock their musical potential and express themselves through captivating performances. Remember, practice, patience, and a passion for music will guide you on your journey towards guitar mastery.



Pink Floyd Songbook: Easy Guitar with Riffs and Solos

by Pink Floyd

★★★★☆ 4.6 out of 5

Language : English


File size : 27442 KB

Text-to-Speech : Enabled

Enhanced typesetting : Enabled

Print length : 64 pages

Screen Reader : Supported



Later Political Writings: A Window into the Evolution of Political Thought

Political thought, like the ever-changing tapestry of human history, has undergone a continuous process of evolution, with each era contributing its...



The Essential Guide to Family School Partnerships: Building a Strong Foundation for Student Success

: The Importance of Family School Partnerships Family school partnerships are essential for student success. When schools and families work...